

Z⁺ 800 H.V Series

EMI

DATA

DWG No.: IA798-58-02		
APPD	CHK	DWG
Kami S. Oct-2-14	Kami S. Oct-2-14	MICHAEL G. 8.06.2014

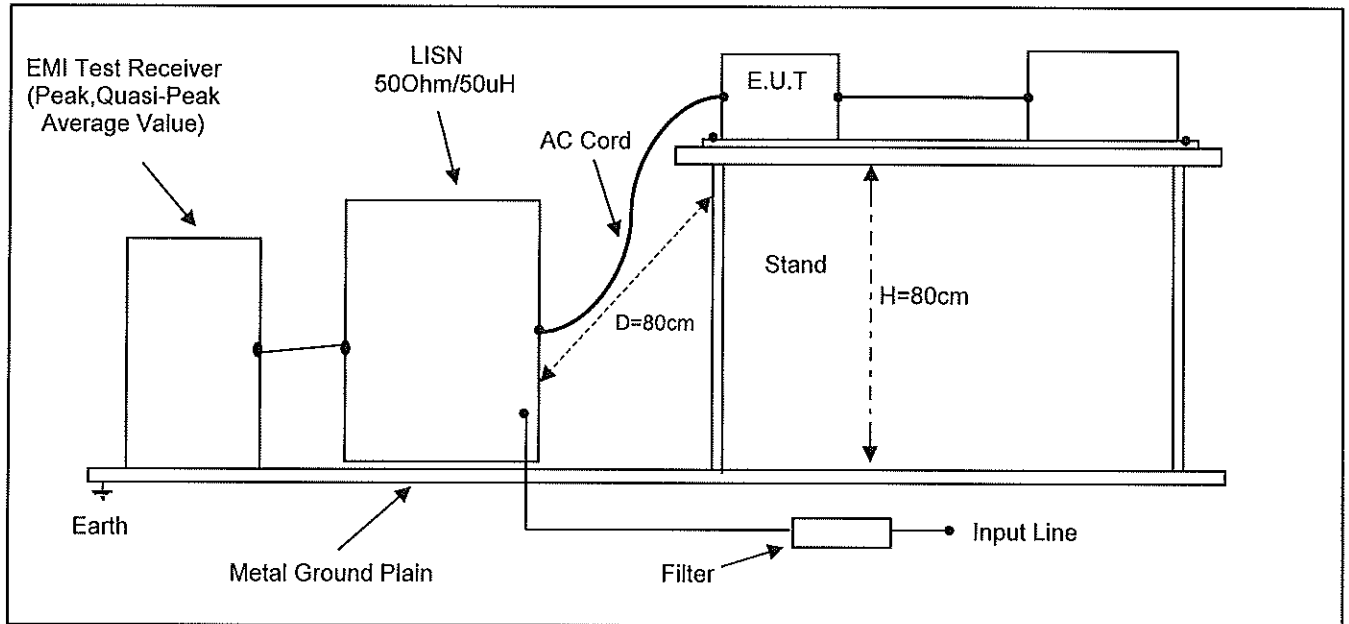
INDEX	PAGE
1.TEST METHOD	P-1
2.TEST DATA	
2.1 Conducted emission	P2~5
2.2 Radiated emission	P6~9

The above data is typical value data.

The values are considered to be actual capability data.

1. Test Method

(1) Conducted Emission

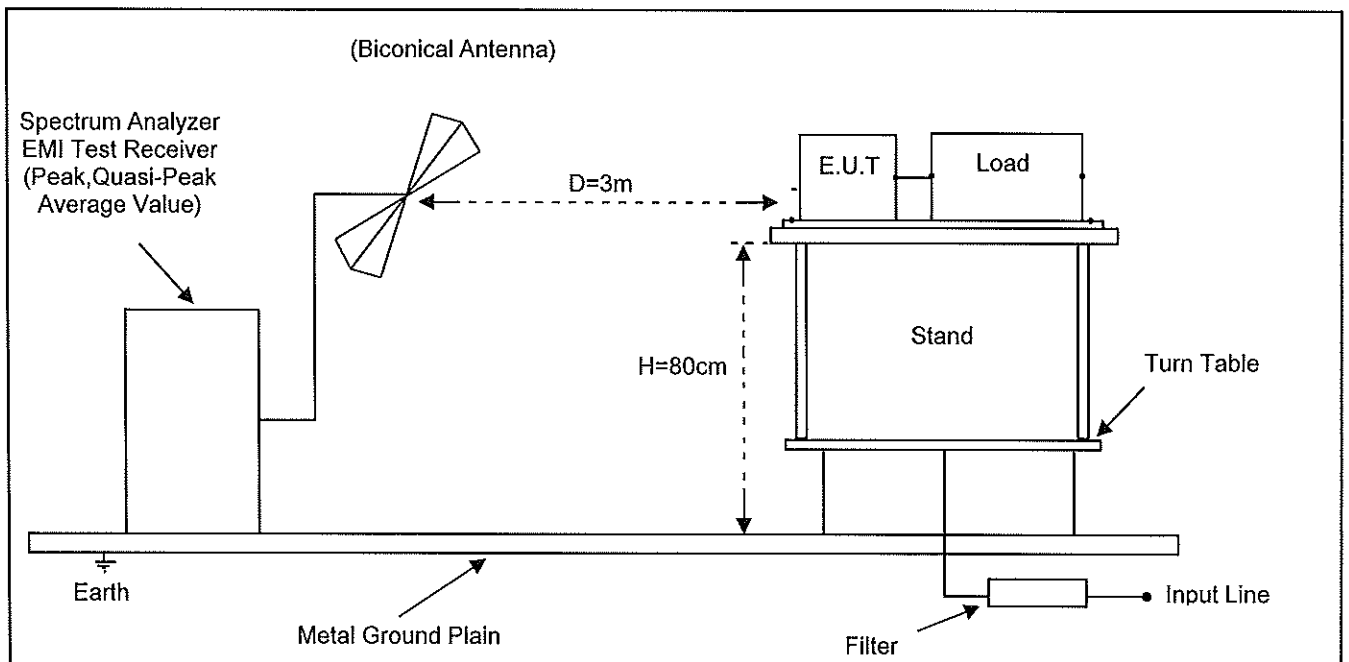


EMI TEST RECEIVER
LISN

ESPI
ENV4200

(ROHDE & SCHWARZ)
(ROHDE & SCHWARZ)

(2) Radiated Emission



SPECTRUM ANALYZER MS2601A
EMI TEST RECEIVER 85462A
BICONICAL ANTENNA 3110BA30/200
LOG-PERIODIC ANTENNA LP200000
LPA2530

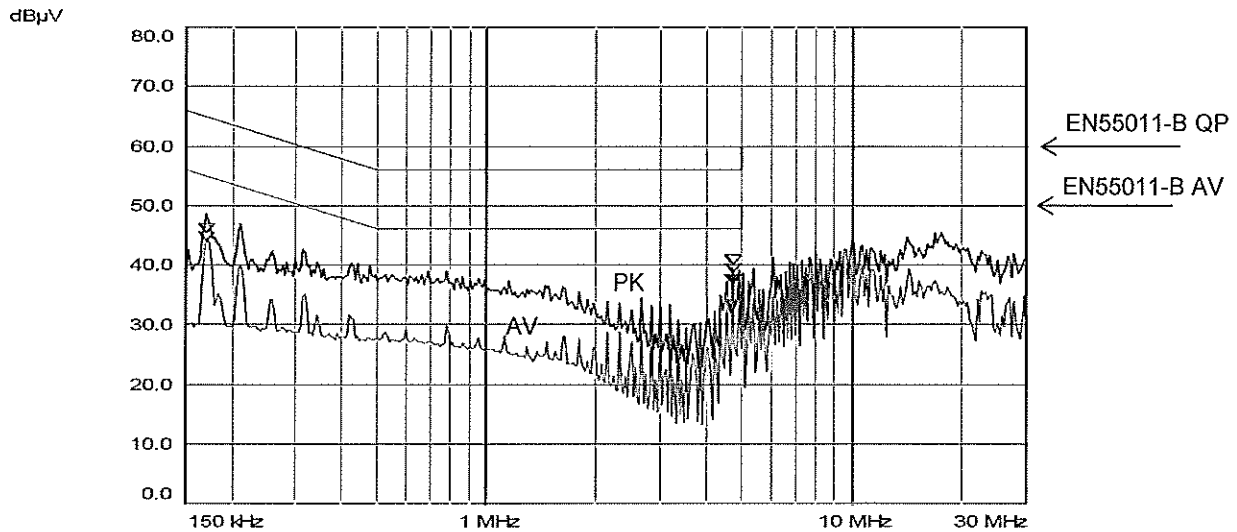
(ANRITSU)
(HEWLETT. PACKARD)
(EMCO)
(ELECTROMETRIX)
(ELECTROMETRIX)

2. Test Data

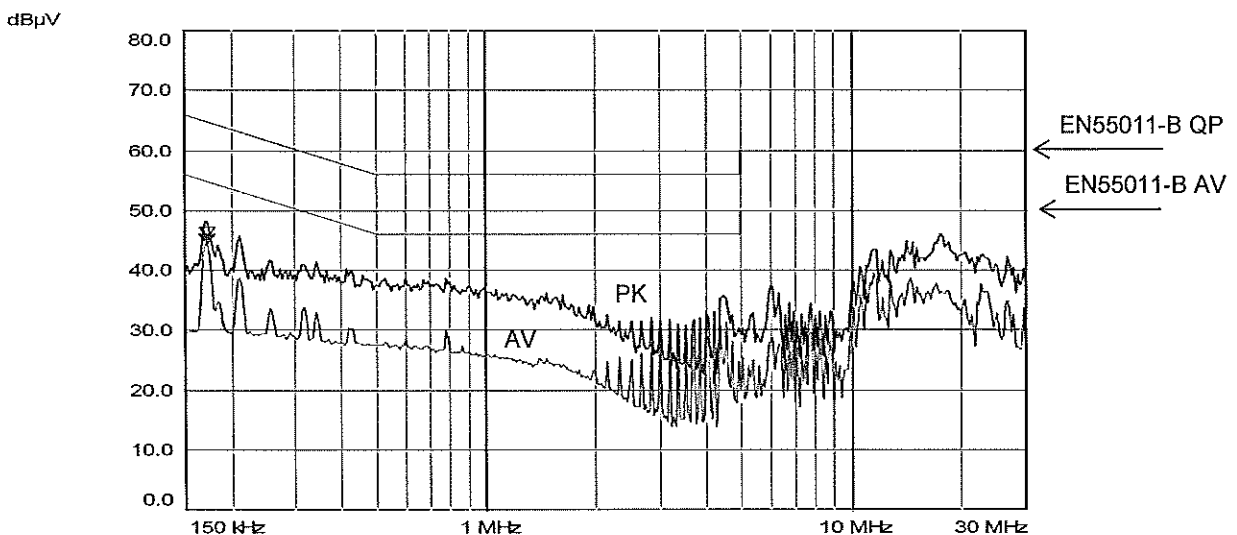
2.1 Conducted Emission

Conditions: Vin:115Vac
 Vout: 100%
 Iout: 100%
 Ta = 25°C

Z160-5



PHASE	FREQ MHz	RESULT		LIMIT		MARGIN	
		QP dBµV	AV dBµV	QP dBµV	AV dBµV	QP dBµV	AV dBµV
L	0.17	45.2	44.0	64.9	54.9	-19.7	-11.0
	4.72	40.0	38.6	56.0	46.0	-16.0	-7.4



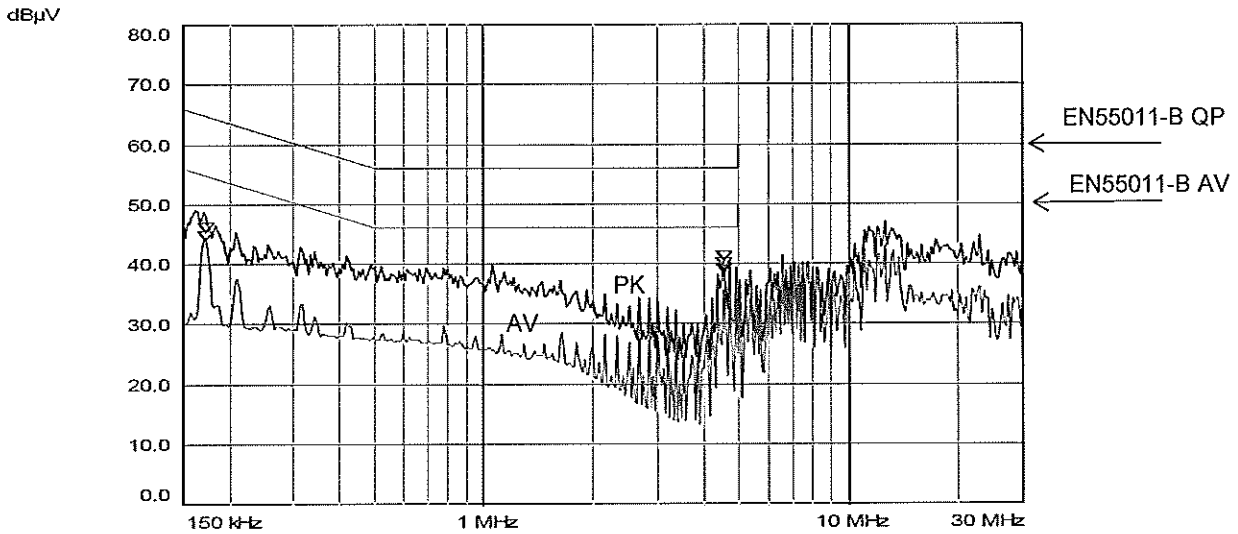
PHASE	FREQ MHz	RESULT		LIMIT		MARGIN	
		QP dBµV	AV dBµV	QP dBµV	AV dBµV	QP dBµV	AV dBµV
N	0.17	45.5	44.3	64.9	54.9	-19.4	-10.6

Limit of EN55011-B, EN55022-B are the same

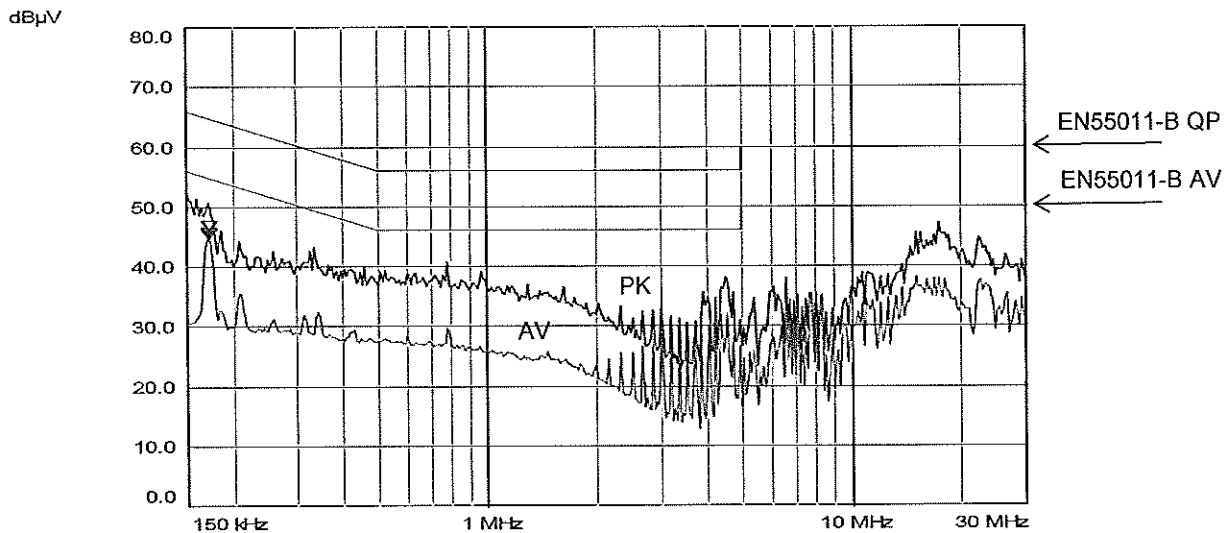
2.1 Conducted Emission

Conditions: Vin:230Vac
 Vout: 100%
 Iout: 100%
 Ta = 25°C

Z160-5



PHASE	FREQ MHz	RESULT		LIMIT		MARGIN	
		QP dBµV	AV dBµV	QP dBµV	AV dBµV	QP dBµV	AV dBµV
L	0.17	45.3	44.0	64.9	54.9	-19.6	-10.9
	4.55	40.4	39.3	56.0	46.0	-15.6	-6.7



PHASE	FREQ MHz	RESULT		LIMIT		MARGIN	
		QP dBµV	AV dBµV	QP dBµV	AV dBµV	QP dBµV	AV dBµV
N	0.17	46.1	44.7	64.9	54.9	-18.8	-10.2

Limit of EN55011-B, EN55022-B is the same

2.1 Conducted Emission

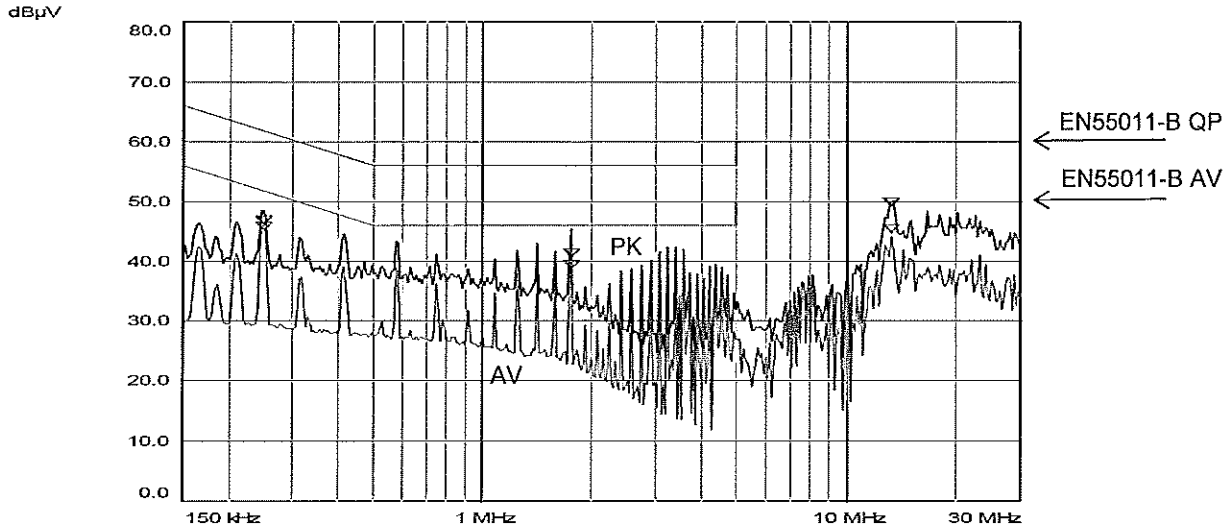
Conditions: Vin:115Vac

Vout: 100%

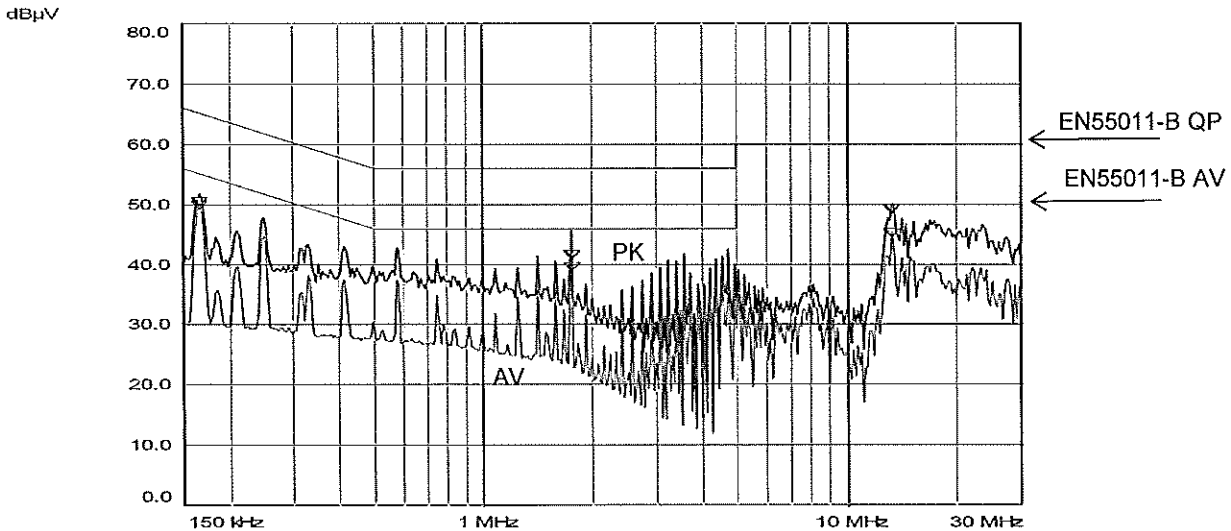
Iout: 100%

Ta = 25°C

Z650-1.25



PHASE	FREQ MHz	RESULT		LIMIT		MARGIN	
		QP dBµV	AV dBµV	QP dBµV	AV dBµV	QP dBµV	AV dBµV
L	0.25	46.1	45.1	61.8	51.8	-15.7	-6.7
	1.75	40.6	38.8	56.0	46.0	-15.4	-7.3
	13.35	49.1	44.8	60.0	50.0	-11.0	-5.2



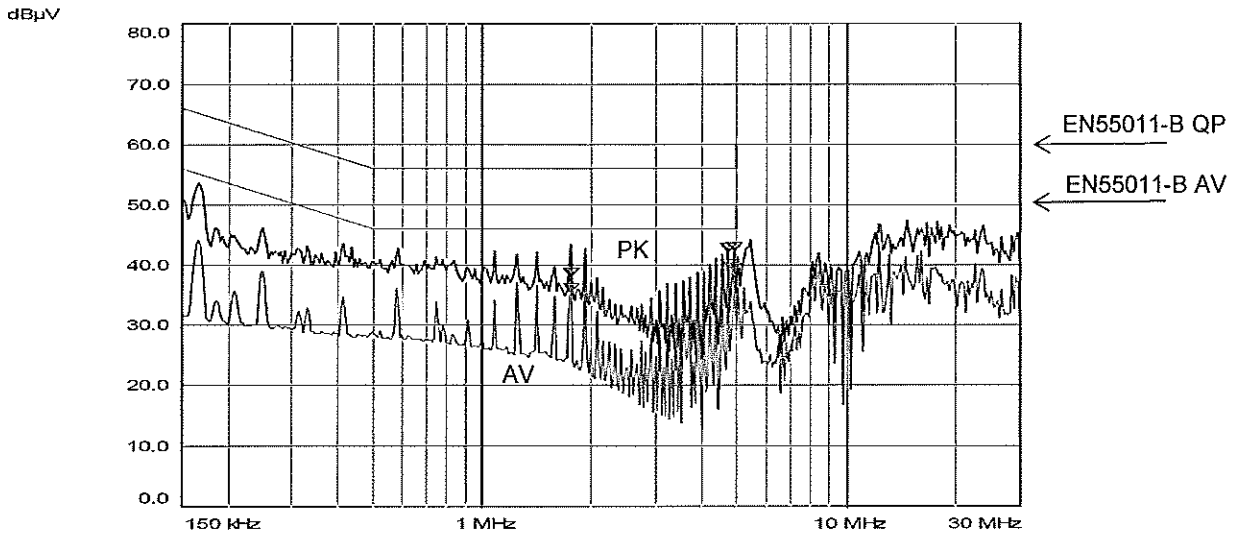
PHASE	FREQ MHz	RESULT		LIMIT		MARGIN	
		QP dBµV	AV dBµV	QP dBµV	AV dBµV	QP dBµV	AV dBµV
N	0.17	49.8	49.2	65.2	55.2	-15.4	-6.0
	1.75	41.0	38.9	56.0	46.0	-15.0	-7.1
	13.35	48.5	44.6	60.0	50.0	-11.5	-5.4

Limit of EN55011-B, EN55022-B are the same

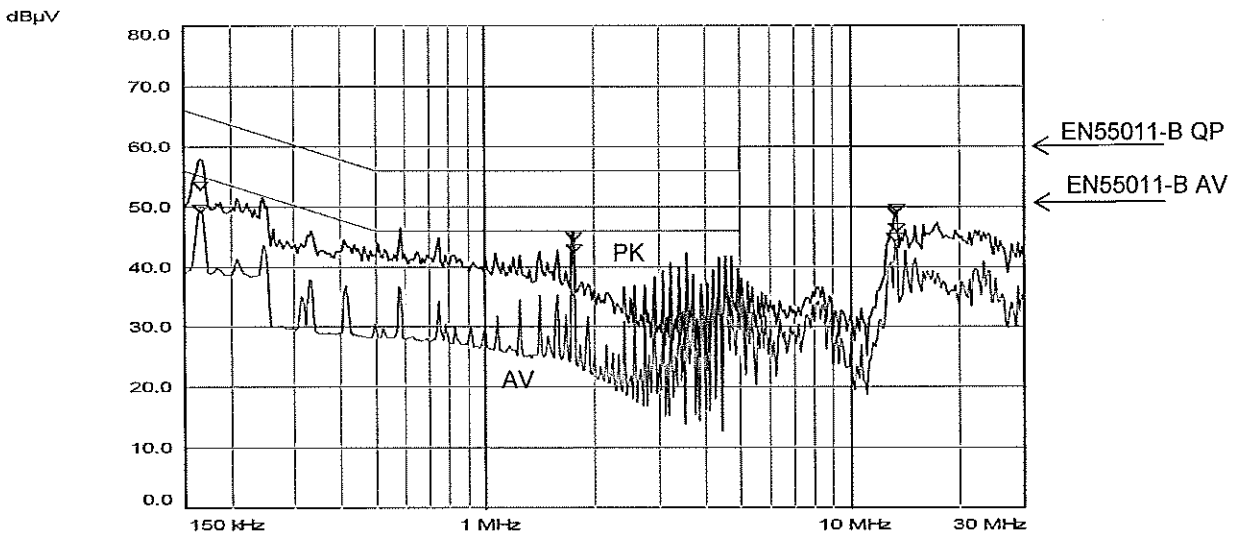
2.1 Conducted Emission

Conditions: Vin:230Vac
 Vout: 100%
 Iout: 100%
 Ta = 25°C

Z650-1.25



PHASE	FREQ MHz	RESULT		LIMIT		MARGIN	
		QP dBµV	AV dBµV	QP dBµV	AV dBµV	QP dBµV	AV dBµV
L	1.75	45.2	44.0	64.9	54.9	-19.7	-11.0
	4.73	40.0	38.6	56.0	46.0	-16.0	-7.4
	4.89	42.3	39.0	56.0	46.0	-13.7	-7.1



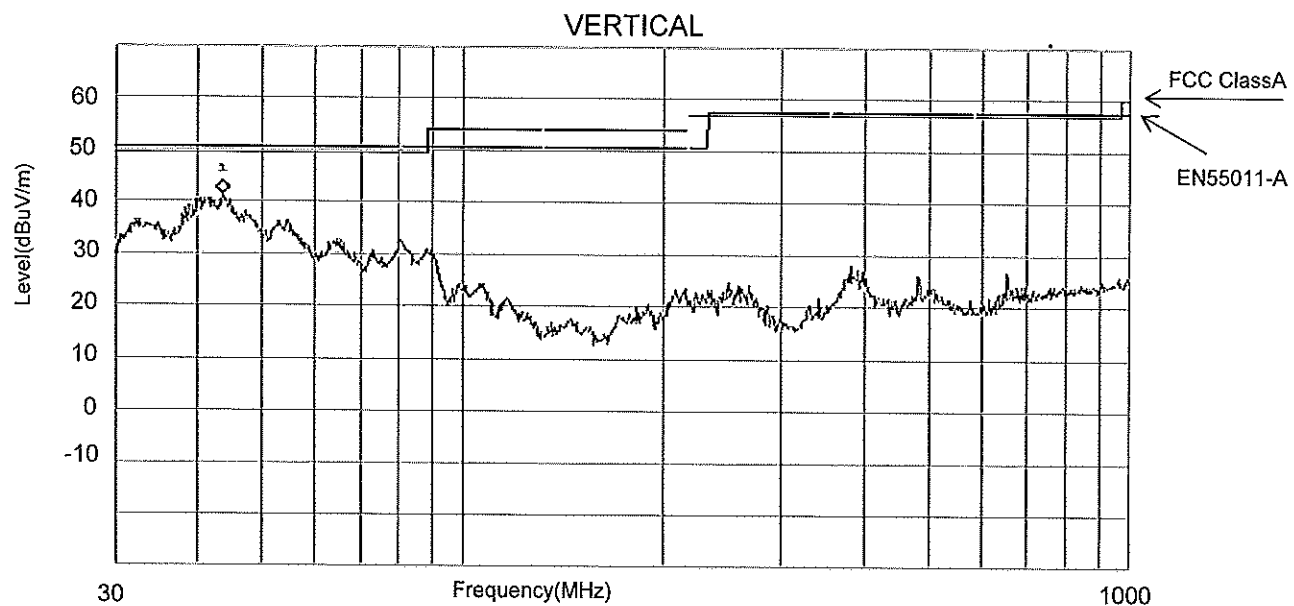
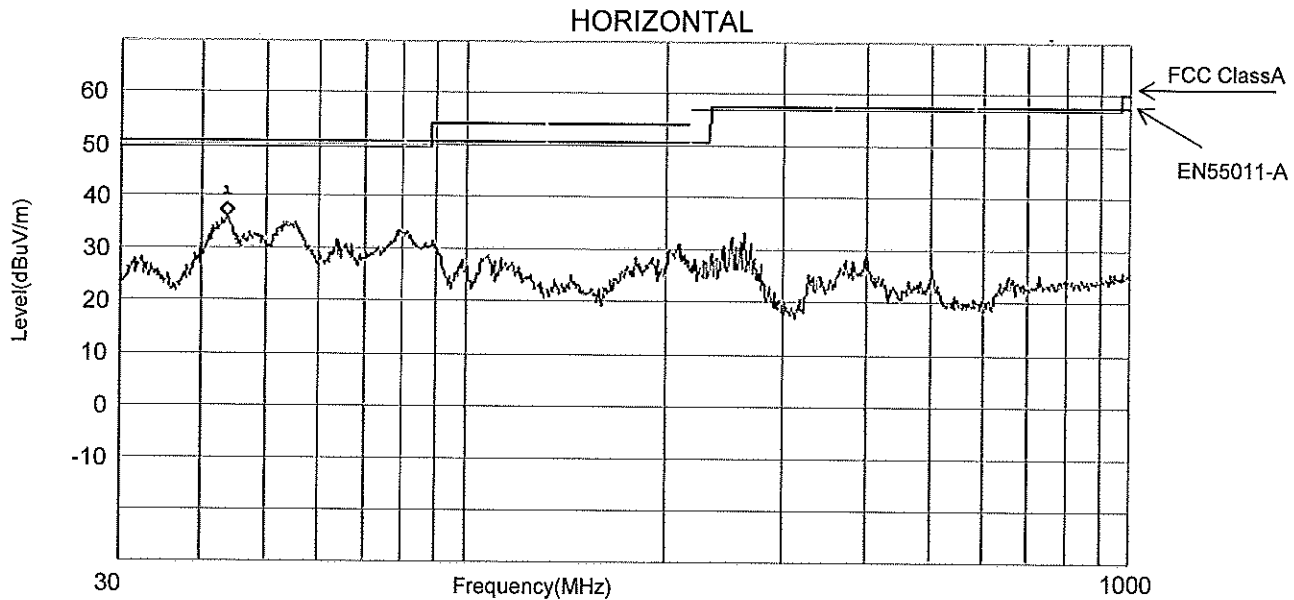
PHASE	FREQ MHz	RESULT		LIMIT		MARGIN	
		QP dBµV	AV dBµV	QP dBµV	AV dBµV	QP dBµV	AV dBµV
N	0.17	52.7	49.0	65.1	55.1	-12.5	-6.2
	1.74	44.3	42.3	56.0	46.0	-11.7	-3.7
	13.35	48.5	44.0	60.0	50.0	-11.5	-6.0
	13.51	48.9	45.8	60.0	50.0	-11.1	-4.2

Limit of EN55011-B, EN55022-B are the same

2.2 Radiated Emission

Z160-5

Conditions: Vin: 115VAC
 Vout: 100%
 Iout: 100%
 Ta: 25°C



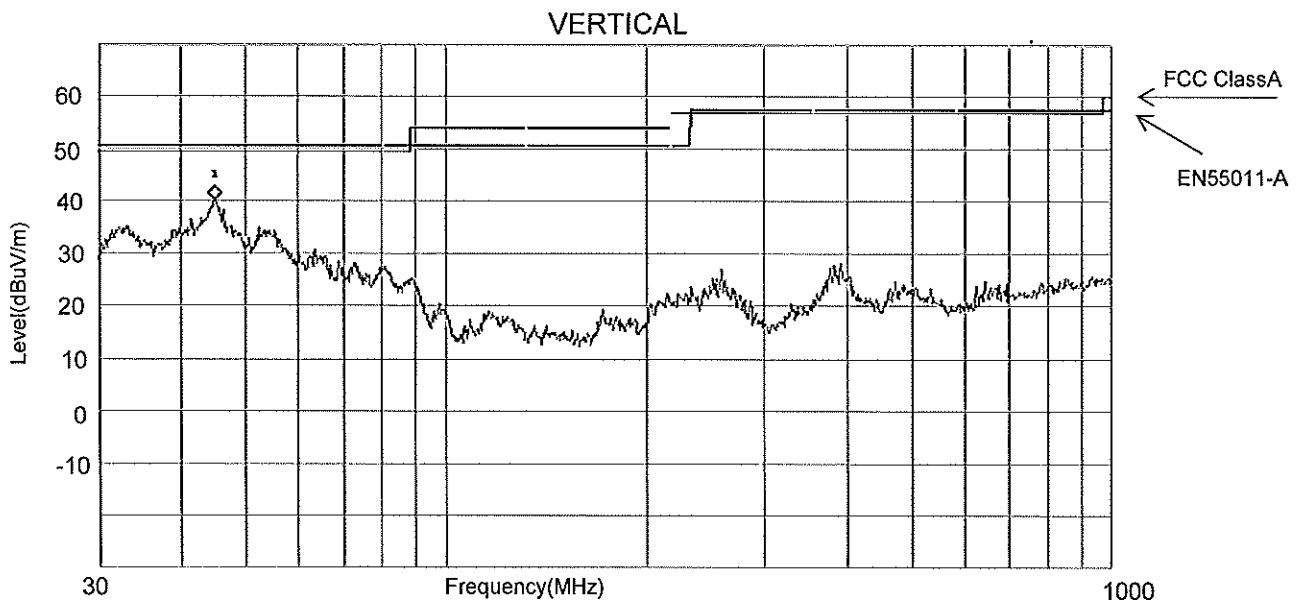
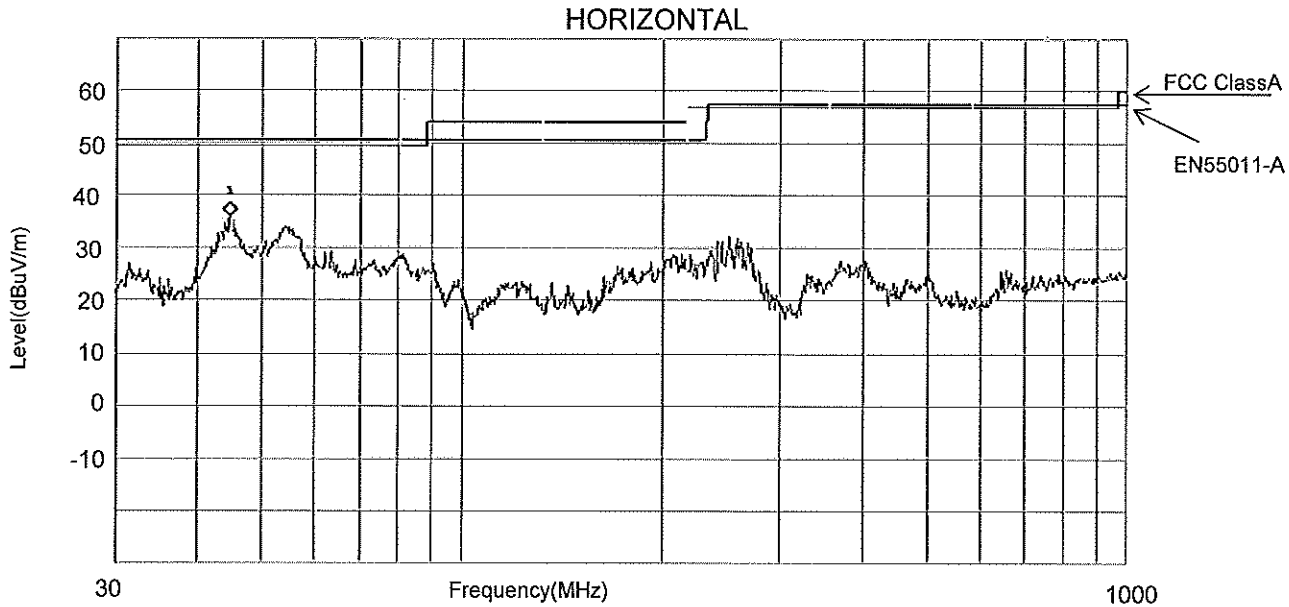
Freq (MHz)	Peak Amp (dBuV/m)	QP Amp (dBuV/m)	Limit (dBuV/m)	QP margin (dB)	Polariz.
43.5	36.0	35.8	49.5(FCC)	13.7	Horizontal
43.5	36.0	35.8	50.5(EN)	14.7	Horizontal
43.5	41.4	37.9	49.5(FCC)	11.6	Vertical
43.5	41.4	37.9	50.5(EN)	12.6	Vertical

Limit of EN55011-A, EN55022-A are the same

2.2 Radiated Emission

Z160-5

Conditions: Vin: 230VAC
 Vout: 100%
 Iout: 100%
 Ta: 25°C



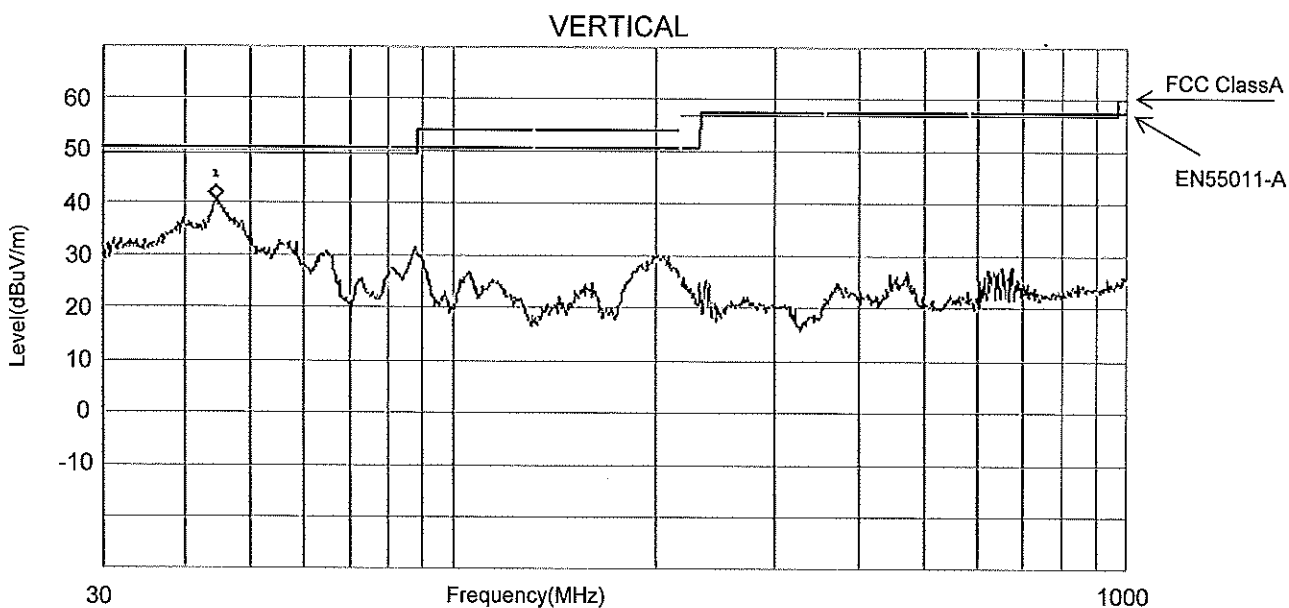
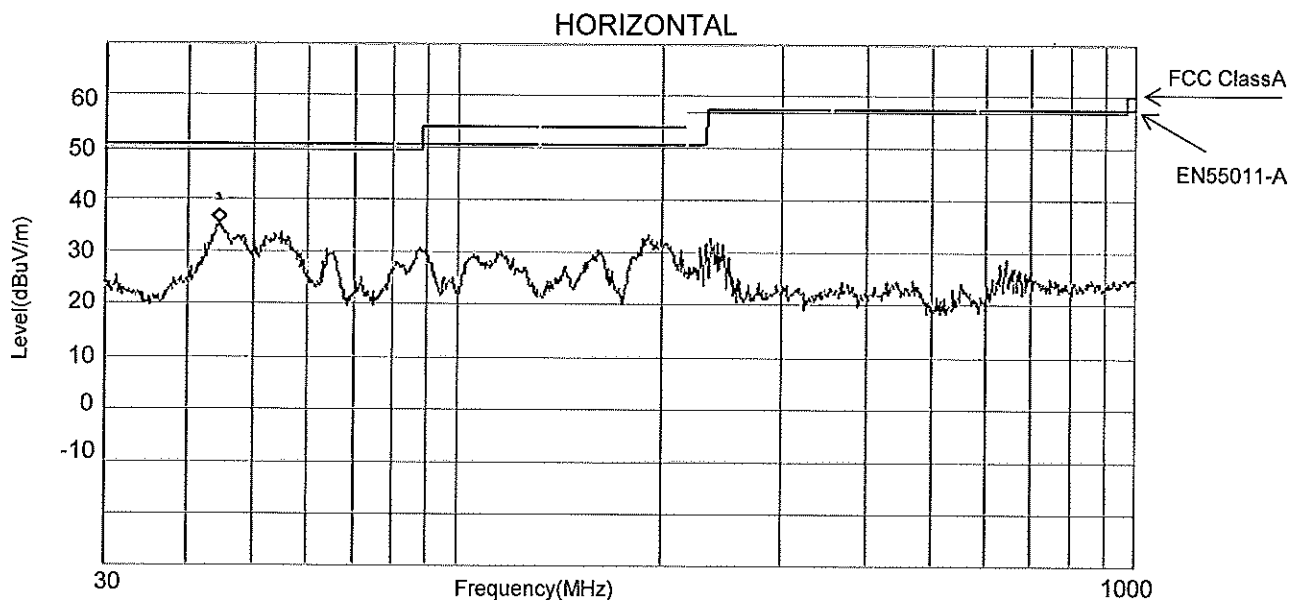
Freq (MHz)	Peak Amp (dBuV/m)	QP Amp (dBuV/m)	Limit (dBuV/m)	QP margin (dB)	Polariz.
44.5	36.0	33.0	49.5(FCC)	16.5	Horizontal
44.5	36.0	33.0	50.5(EN)	17.5	Horizontal
44.8	40.4	37.0	49.5(FCC)	12.5	Vertical
44.8	40.4	37.0	50.5(EN)	13.5	Vertical

Limit of EN55011-A, EN55022-A are the same

2.2 Radiated Emission

Z650-1.25

Conditions: Vin: 115VAC
 Vout: 100%
 Iout: 100%
 Ta: 25°C



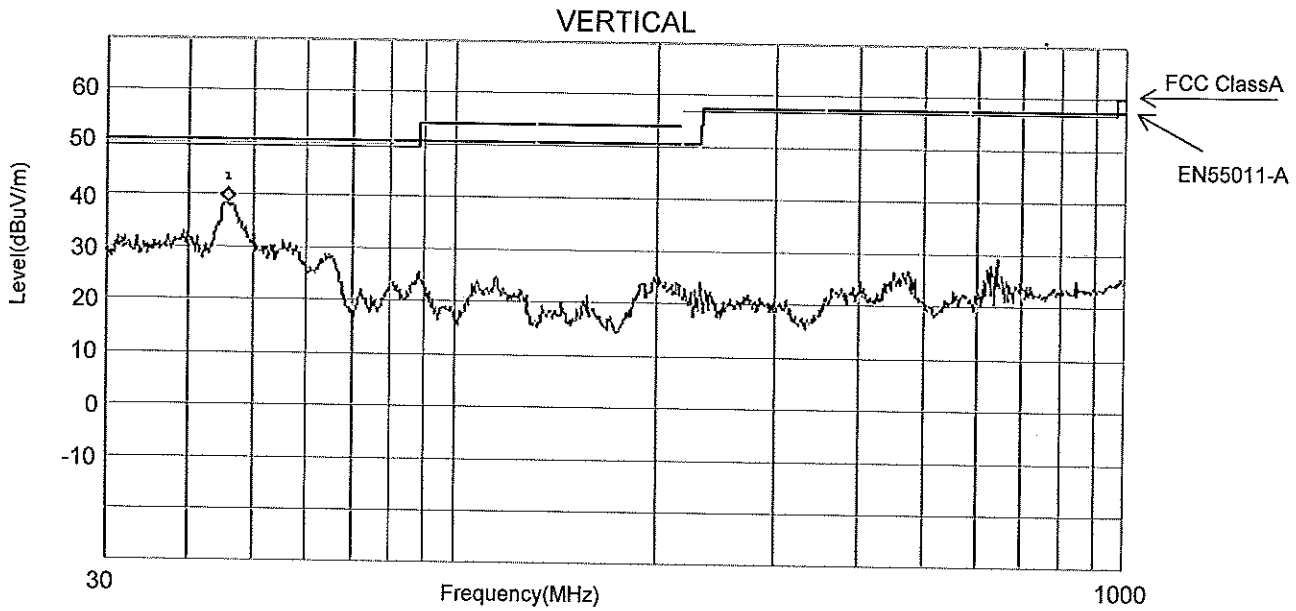
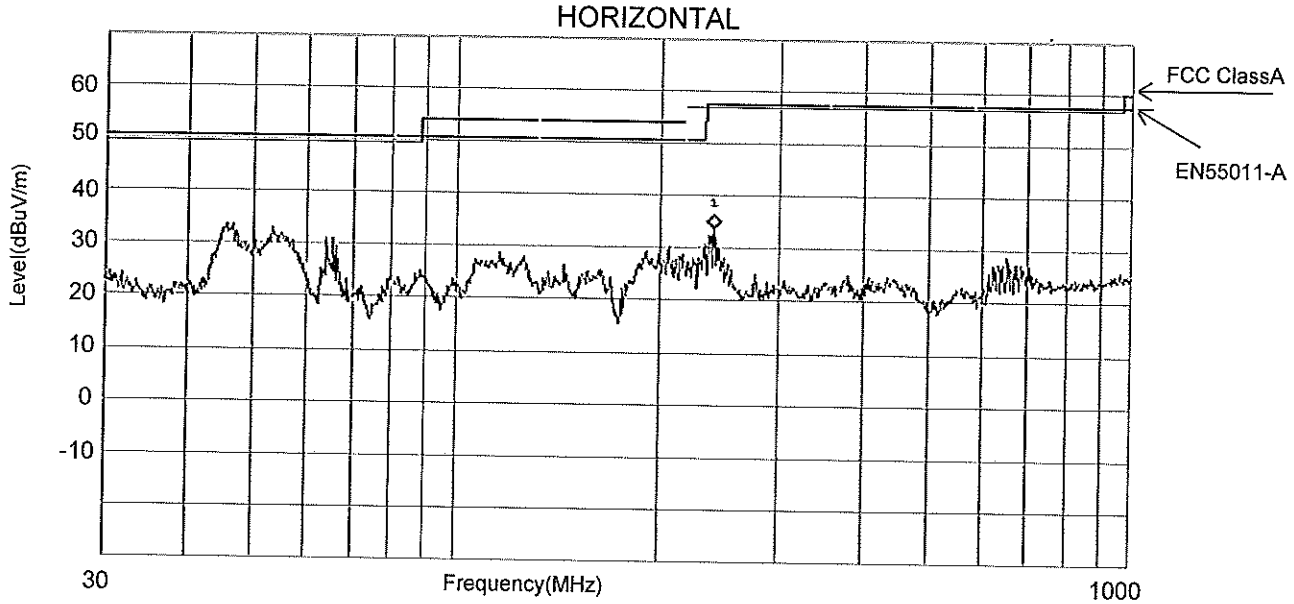
Freq (MHz)	Peak Amp (dBuV/m)	QP Amp (dBuV/m)	Limit (dBuV/m)	QP margin (dB)	Polariz.
44.1	35.4	32.3	49.5(FCC)	17.2	Horizontal
44.1	35.4	32.3	50.5(EN)	18.2	Horizontal
44.1	40.6	37.1	49.5(FCC)	12.4	Vertical
44.1	40.6	37.1	50.5(EN)	13.4	Vertical

Limit of EN55011-A, EN55022-A are the same

2.2 Radiated Emission

Z650-1.25

Conditions: Vin: 230VAC
 Vout: 100%
 Iout: 100%
 Ta: 25°C



Freq (MHz)	Peak Amp (dBuV/m)	QP Amp (dBuV/m)	Limit (dBuV/m)	QP margin (dB)	Polariz.
238.7	33.6	30.1	56.9(FCC)	26.8	Horizontal
238.7	33.6	30.1	57.5(EN)	20.4	Horizontal
45.7	38.5	35.3	49.5(FCC)	14.2	Vertical
45.7	38.5	35.3	50.5(EN)	15.2	Vertical

Limit of EN55011-A, EN55022-A are the same