



Multilayer Band Pass Filter

For 27.5-29.5GHz

MMCB2528G5T-0001A3

2.5x2.0mm [EIA 1008]*

* Dimensions Code JIS[EIA]

Multilayer Band Pass Filter

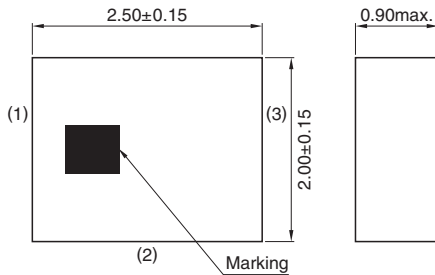
Conformity to RoHS Directive

For 27.5-29.5GHz

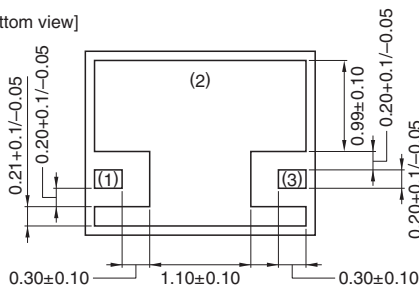
MMCB2528G5T-0001A3

SHAPES AND DIMENSIONS

[Top view]



[Bottom view]

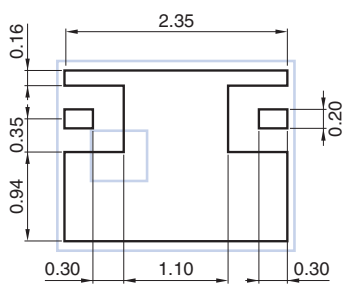


Dimensions in mm

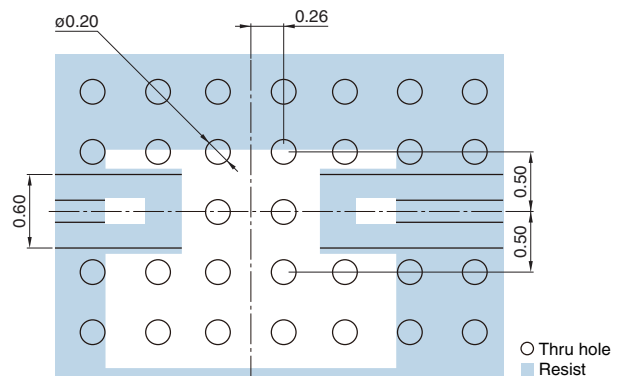
Terminal functions

1	Input / Output Port
2	GND
3	Output / Input Port

RECOMMENDED LAND PATTERN

Tolerance: ±0.05mm
Dimensions in mm

EVALUATION BOARD



Material & Layer	Thickness
Top Resist	-
Copper Surface Pattern	0.035mm
Megtron6(R-5775)	0.1mm
Copper inner GND	0.035mm
Megtron6(R-5770)	0.3mm
Megtron6(R-5775)	0.3mm
Copper Bottom GND	0.035 mm

Line width should be designed to place 50Ω characteristic impedance, depending on PCB material and thickness.

Please make sure to place Thru hole to connect under layer GND at your PCB similar with TDK EVB drawing.
If you have any concern about your PCB design, please do not hesitate to contact TDK.

○ RoHS Directive Compliant Product: See the following for more details. <https://product.tdk.com/info/en/environment/rohs/index.html>

- All specifications are subject to change without notice.
- Before using these products, be sure to request the delivery specifications.

MMCB2528G5T-0001A3

ELECTRICAL CHARACTERISTICS

Item	Frequency Range (GHz)	Min.	Typ.	Max.
Insertion Loss (dB)	27.5 to 29.5	—	0.88	2.00
	27.5 to 29.5	—	—	2.30 (−40 to +85°C)
VSWR	27.5 to 29.5	—	1.4	1.92
	22.1 to 24.68	20	33	—
Attenuation (dB)	32.33 to 34.9	20	25	—
	22.1 to 24.68	20	—	— (−40 to +85°C)
	32.33 to 34.9	20	—	— (−40 to +85°C)
Group delay (ns)	27.5 to 29.5	—	0.25	0.6
Power Handling (W)		—	—	1 (CW)
Characteristic Impedance (Ω)			50 (Nominal)	

· Ta: +25±5°C

TEMPERATURE RANGE

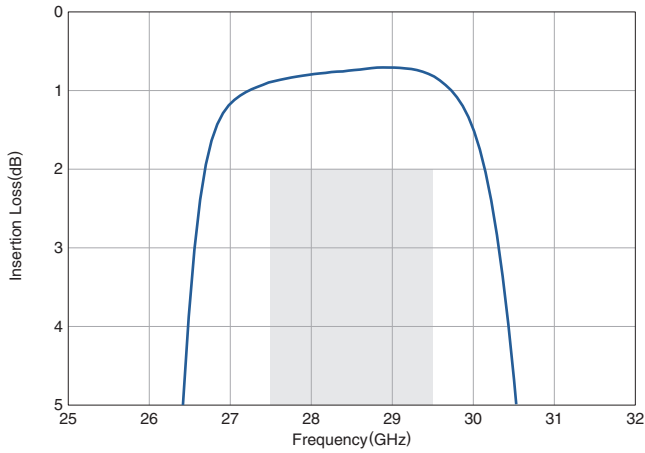
Operating temperature (°C)	Storage temperature (°C)
−40 to +85	−40 to +85

- All specifications are subject to change without notice.
- Before using these products, be sure to request the delivery specifications.

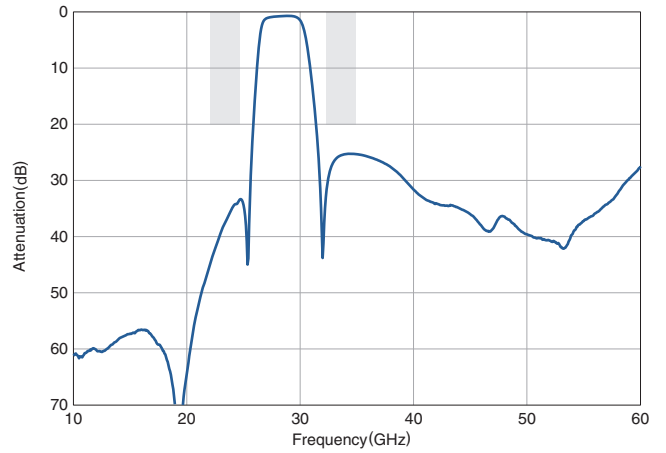
MMCB2528G5T-0001A3

FREQUENCY CHARACTERISTICS

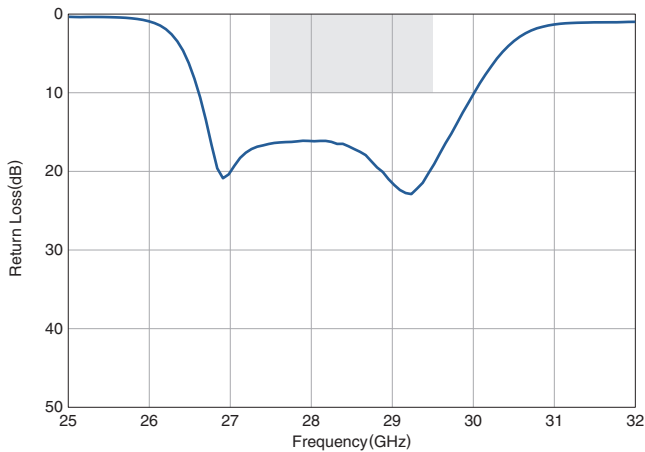
INSERTION LOSS



ATTENUATION



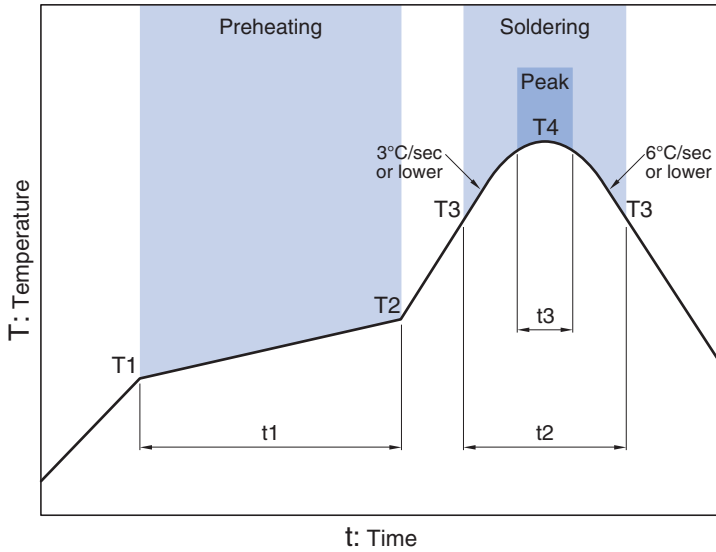
RETURN LOSS



- All specifications are subject to change without notice.
- Before using these products, be sure to request the delivery specifications.

MMCB2528G5T-0001A3

RECOMMENDED REFLOW PROFILE



Preheating			Soldering			
Temp.	Temp.	Time	Critical zone (T3 to T4)		Temp.	Time
T1	T2	t1	T3	t2	T4	t3*
150°C	200°C	60 to 120sec	217°C	60 to 120sec	240 to 260°C	30sec max.

* t3 : Time within 5°C of actual peak temperature
 The maximum number of reflow is 3.

- All specifications are subject to change without notice.
- Before using these products, be sure to request the delivery specifications.

使用注意事项

在使用本产品前，请务必随附采购规格书。

安全注意事项

使用本产品时，请注意安全事项。

注意

本产品目录中记载的产品是指在通用标准用途意义上使用于一般电子设备（AV 设备，通信设备，家电产品，娱乐设备，计算机设备，个人设备，办公设备，计测设备，工业机器人），并且该一般电子设备要在通常的操作和使用方法下使用。

对于需要高度安全性和可靠性的，或者设备的故障，误动作，运转不良可能会给人的生命，身体及财产等造成损害，以及有可能产生莫大社会影响的以下用途（以下称‘特定用途’）中的适用性，性能发挥，品质，本公司不予保证。

产品被在本产品目录的范围、条件之外，或者在特定用途中使用，本公司对它造成的损害和信赖性不承担任何责任。

- | | |
|-------------------------|--------------------|
| (1) 航天航空设备 | (8) 公共信息处理设备 |
| (2) 交通运输设备（汽车，电动火车，船舶等） | (9) 军事设备 |
| (3) 医疗设备 | (10) 电加热设备、燃烧设备 |
| (4) 发电控制设备 | (11) 防灾 / 预防犯罪设备 |
| (5) 原子能源相关设备 | (12) 安全设备 |
| (6) 海底设备 | (13) 其他不被视为常规用途的用途 |
| (7) 交通控制设备 | |

为了能够更安全地使用产品，对使用本产品目录中所记载产品的设备进行设计时，请确保符合该设备的使用用途及状态的保护回路和装置，并设置备用回路等。